







MILK SAMPLE RESULTS for 24 AUGUST 2021

Analysed by: Mérieux NutriSciences, Midrand E-mail: za.customercare@mxns.com

Sample temperature at lab: 2.8 °C. Avg., max., min. & CV% are only those of cow's milk

Sample Number	Bacto Count <i>cfu x 1K/ml</i>	Butterfat %	Protein %	Lactose %	SCC <i>x1K/ml</i>	Milk Urea Nitrogen <i>mgN/dl</i>	Name		
Avg*	20	4.06	3.41	4.85	205	17.0	* Trimmed mean, 20% excluded		
Max	350	5.14	4.11	5.05	978	24.3	46 cow's milk but 9 excluded		
Min	4	3.14	3.14	4.68	33	10.0			
CV%	174%	12%	7%	2%	77%	18%			

Specif. Raw Milk	Unofficial: <200,000	> 3.3	> 3.0	4.5 – 5.1	< 500,000	12 – 18	Name	Total plate count: <20,000/ml
35150	144	4.87	3.24	4.75	806	19.3		-
35154	350	5.14	3.21	4.74	978	19.8		-
36614	12	3.61	3.38	4.83	183	18.2		-
36930	10	4.53	3.60	4.81	398	17.0		-
36959	7091	6.16	3.98	2.59	4225	19.2		-
37412	60	5.03	3.57	4.85	156	17.1		-
37471	39	4.91	3.66	4.71	356	16.5		-
37488	19	4.07	3.54	4.89	212	17.7		-
37489	15	4.60	3.84	4.73	182	21.1		-
37525	12	4.32	3.44	4.72	116	20.4		-
37530	21	3.93	3.47	5.00	151	17.2		-
37578	13	3.34	3.25	4.78	156	17.6		-
37602	13	4.00	3.23	4.89	165	11.5		8,264
37603	8	3.55	3.22	4.92	197	18.4		9,567
37615	11	3.72	3.31	4.89	146	16.2		-
37616	12	3.70	3.26	4.87	185	14.6		-
37639	39	4.27	3.53	4.84	280	9.9		-
37680	6	4.01	3.34	4.83	195	12.8		-
37721	4	4.24	3.36	4.92	147	15.3		-
37733	8	3.37	3.37	4.93	166	18.9		-
37747	22	4.10	3.47	4.85	216	19.1		-
37765	17	4.86	4.11	4.73	281	17.3		-
37768	23	4.11	3.30	4.80	305	10.0		-
37804	25	4.95	3.72	4.82	107	16.3		-
37817	42	4.11	3.61	4.98	268	11.1		-
37835	10	4.44	3.32	4.85	186	12.1		-
37846	23	3.64	3.37	4.90	184	17.1		-
37848	25	3.50	3.33	4.93	158	17.5		-
37870	6	3.74	3.34	4.89	93	16.6		-
37905	34	4.46	3.86	4.71	431	22.2		-
37906	38	4.66	3.90	4.68	413	23.2		-
37908	31	4.34	3.92	4.71	405	24.3		-
37943	10	3.56	3.17	4.78	398	17.9		-
37949		9.07	2.52	4.80	41			-
37966	14	3.80	3.45	5.05	121	17.9		-

Sample Number	Bacto Count cfu x 1K/ml	Butterfat %	Protein %	Lactose %	SCC x1K/ml	Milk Urea Nitrogen mgN/dl	Name	 
37972	18	3.62	3.15	4.79	372	18.3		-
37990	15	3.70	3.14	4.89	122	18.8		-
37996	11	3.71	3.30	4.98	91	15.2		-
38035	15	4.31	3.49	4.87	110	14.3		-
38038	15	3.74	3.19	4.91	106	17.3		-
38042	11	4.03	3.36	4.86	63	15.2		-
38043	12	3.91	3.35	4.84	64	16.3		-
38055	52	4.52	3.59	4.82	417	14.5		-
38090	97	4.06	3.58	4.88	205	16.4		-
38091	46	4.24	3.51	4.91	261	13.7		-
38168	17	3.47	3.21	4.91	33	21.4		6,200
38169	14	3.14	3.25	4.81	115	17.5		18,000
38285	15	3.98	3.35	4.88	115	13.1		-
38286	17	4.04	3.36	4.91	123	16.7		-

— END OF REPORT —